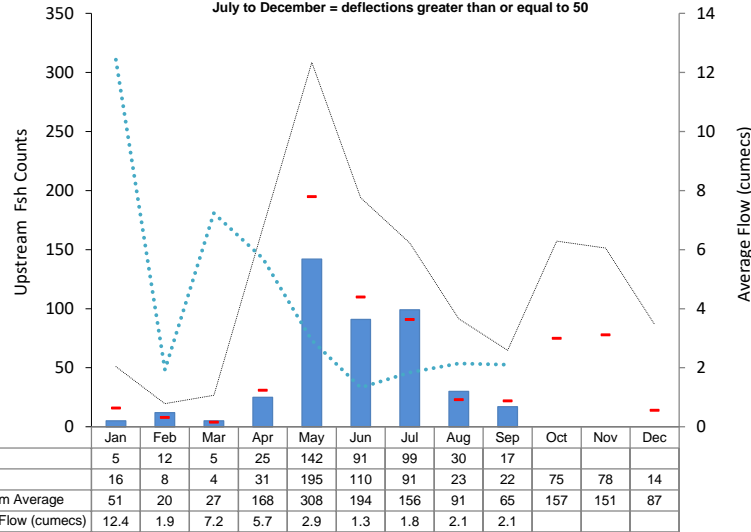


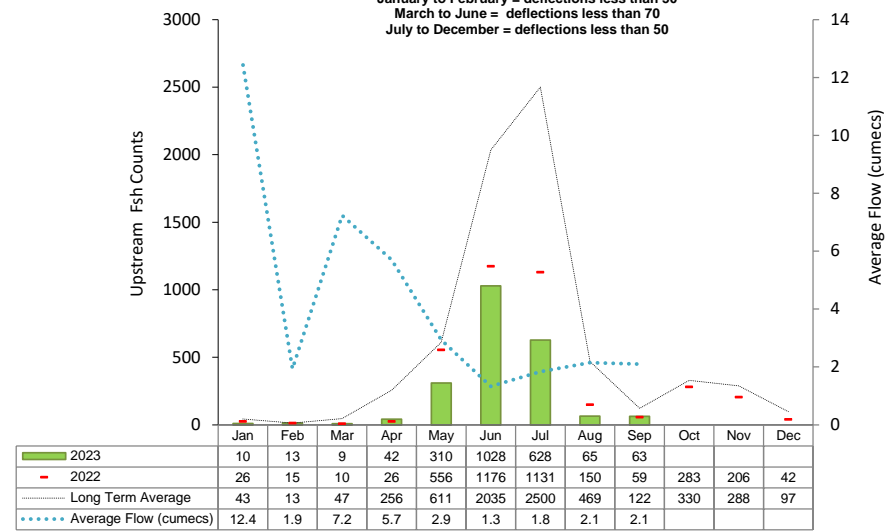
### Upstream counts of 'large' fish recorded at Restormel fish counter 2023

January to February = deflections greater than or equal to 50  
 March to June = deflections greater than or equal to 70  
 July to December = deflections greater than or equal to 50



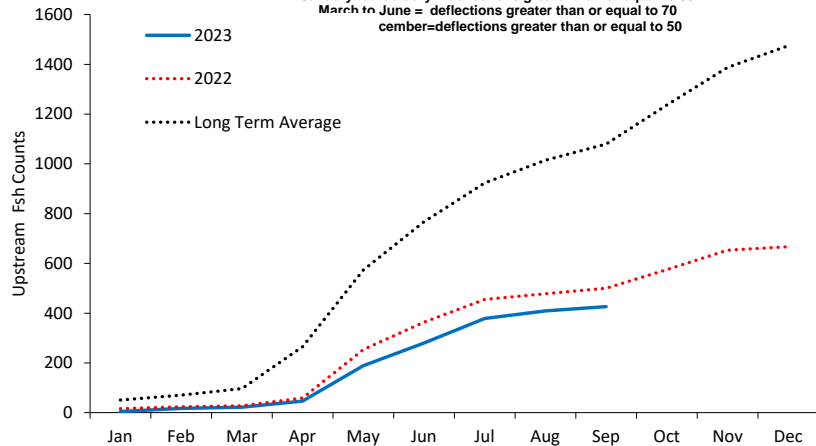
### Upstream fish counts of 'small' fish recorded at Restormel fish counter 2023

January to February = deflections less than 50  
 March to June = deflections less than 70  
 July to December = deflections less than 50



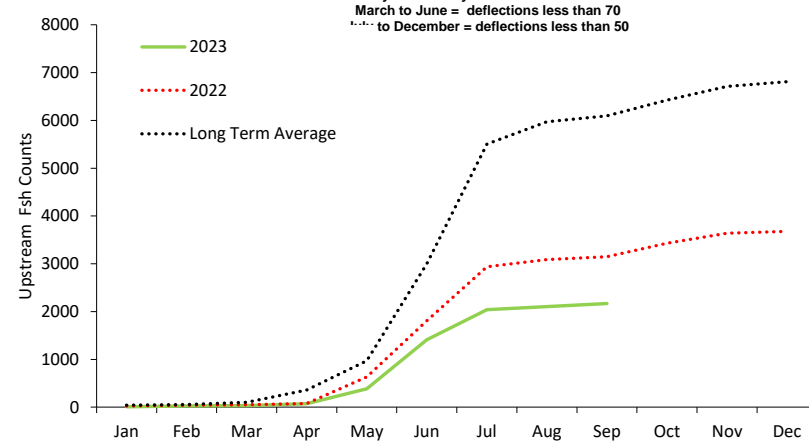
### Cumulative upstream counts of 'large' fish recorded at Restormel fish counter 2023

January to February = deflections greater than or equal to 50  
 March to June = deflections greater than or equal to 70  
 cember=deflections greater than or equal to 50



### Cumulative upstream counts of 'small' fish recorded at Restormel fish counter 2023

January to February = deflections less than 50  
 March to June = deflections less than 70  
 to December = deflections less than 50



The fish counter figures provided in this summary are provisional and may be subject to change due to adjustments made for non-target species and fish counter detection and sizing efficiencies. The information provided is based on that currently available to the Environment Agency which accepts no liability for any loss, damage, costs or claims arising either directly or indirectly from its use or interpretation.